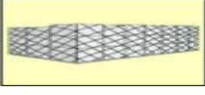

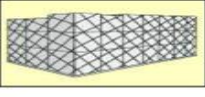
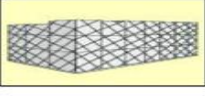




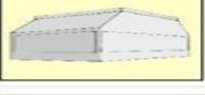
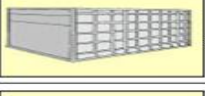
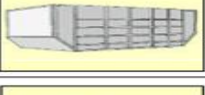





Air Container Specifications

Air Containers

	<p>IATA Type 1/1S Prefix: PG</p> <p>Suitable for: • Boeing 747F • DC 10-30 Freighter</p>	<p>Volume 33.25 m³/ 1,174 ft³</p>	<p>Tare Weight: 400 kg/882 lb</p>	<p>Max Gross Weight 13,608 kg/30,000 lb</p>
External Dimensions (LxWxH): 238.5"x96"x96" • 6.11m x 2.43m x 2.43m				
	<p>IATA Type 2/2Q Prefix: PM</p> <p>Suitable for: • Boeing 747F • DC 10-30 Freighter</p>	<p>Volume 17.16 m³/ 606 ft³</p>	<p>Tare Weight: 130 kg/287 lb</p>	<p>Max Gross Weight 6,804 kg/15,000 lb</p>
External Dimensions (LxWxH): 125"x96"x96" • 3.17m x 2.43m x 2.43m				
	<p>IATA Type 2H Prefix: PM</p> <p>Suitable for: • Boeing 747F • DC 10-30 Freighter</p>	<p>Volume 21.16 m³/ 747 ft³</p>	<p>Tare Weight: 130 kg/287 lb</p>	<p>Max Gross Weight 6,804 kg/15,000 lb</p>
External Dimensions (LxWxH): 125"x96"x118" • 3.17m x 2.43m x 2.9m				
	<p>IATA Type 2WA Prefix: PM</p> <p>Suitable for: • Boeing 747, 747F • DC 10-30, DC 10-30 Freighter</p>	<p>Volume 15.8 m³/ 557 ft³</p>	<p>Tare Weight: 130 kg/287 lb</p>	<p>Max Gross Weight 5,035 kg/11,000 lb</p>
External Dimensions (LxWxH): 125"x96"x64" • 3.17m x 2.43m x 1.62m				
	<p>IATA Type 5 Prefix: PA</p> <p>Suitable for: • Boeing 747, 747F, 777, 767-300 • DC 10-30, DC 10-30 Freighter</p>	<p>Volume 9.91 m³/ 350 ft³</p>	<p>Tare Weight: 120 kg/264 lb</p>	<p>Max Gross Weight 4,626 kg/10,200 lb</p>
External Dimensions (LxWxH): 125"x88"x64" • 3.17m x 2.23m x 1.62m				
	<p>IATA Type 6 Prefix: PL</p> <p>Suitable for: • Boeing 747, 777 • DC 10-30, DC 10-30 Freighter</p>	<p>Volume 6.94 m³/ 245 ft³</p>	<p>Tare Weight: 90kg /198 lb</p>	<p>Max Gross Weight 3,175 kg /7,000 lb</p>
External Dimensions (LxWxH): 60.4"x64"x125" • 1.53m x 1.62m x 3.17m				
	<p>IATA Type 2BG Prefix: AMU</p> <p>Suitable for: • Boeing 747, 747F</p>	<p>Volume 13.7 m³/ 480 ft³</p>	<p>Tare Weight: 200 kg/440 lb</p>	<p>Max Gross Weight 6,033 kg /13,300 lb</p>
External Dimensions (LxWxH): 125"x96"x64" • 3.17m x 2.43m x 1.62m				
	<p>IATA Type 2/2Q Prefix: AMA</p> <p>Suitable for: • Boeing 747F</p>	<p>Volume 17.16 m³/ 606 ft³</p>	<p>Tare Weight: 260 kg/572 lb</p>	<p>Max Gross Weight 6,804 kg/15,000 lb</p>
External Dimensions (LxWxH): 125"x96"x96" • 3.17m x 2.43m x 2.43m				
	<p>IATA Type 5 Prefix: AAK-ATA:LD-7</p>	<p>Volume 9.91 m³/ 350 ft³</p>	<p>Tare Weight: 200 kg/440 lb</p>	<p>Max Gross Weight 6,033 kg/13,300 lb</p>
External Dimensions (LxWxH): 125"x88"x64" • 3.17m x 2.23m x 1.62m				
	<p>IATA Type 5 Prefix: AAP-ATA:LD-9</p> <p>Suitable for: • Boeing 747, 747F • L1011</p>	<p>Volume 9.91 m³/ 350 ft³</p>	<p>Tare Weight: 200 kg/440 lb</p>	<p>Max Gross Weight 6,033 kg/13,300 lb</p>
External Dimensions (LxWxH): 125"x88"x64" • 3.17m x 2.23m x 1.62m				
	<p>IATA Type 6B Prefix: AQ-ATA:LD-8</p> <p>Suitable for: • Boeing 747, 747F • L1011</p>	<p>Volume 6.94 m³/ 245 ft³</p>	<p>Tare Weight: 120 kg/264 lb</p>	<p>Max Gross Weight 2,449 kg/5,400 lb</p>
External Dimensions (LxWxH): 96"x60.4"x64" • 2.43m x 1.53m x 1.62m				
	<p>IATA Type 6 Prefix: ALF-ATA:LD-6</p> <p>Suitable for: • Boeing 747, 747F • L1011</p>	<p>Volume 6.94 m³/ 245 ft³</p>	<p>Tare Weight: 180 kg/397 lb</p>	<p>Max Gross Weight 3,175 kg/7,000 lb</p>
External Dimensions (LxWxH): 125"x60.4"x64" • 3.17m x 1.53m x 1.62m				
	<p>IATA Type 5 Prefix: PA:LD-3</p> <p>Suitable for: • Boeing 747, 767, 777 • DC 10-30 Freighter, DC 10</p>	<p>Volume 4.53 m³/ 160 ft³</p>	<p>Tare Weight: 70 kg/154 lb</p>	<p>Max Gross Weight 1,588 kg/3,500 lb</p>
External Dimensions (LxWxH): 61.5"x60.4"x64" • 1.56m x 1.53m x 1.62m				
	<p>IATA Type 8D Prefix: APA:LD-2</p> <p>Suitable for: • Boeing 767, 777</p>	<p>Volume 3.4 m³/ 120 ft³</p>	<p>Tare Weight: 60 kg/132 lb</p>	<p>Max Gross Weight 1,225 kg/2,700 lb</p>
External Dimensions (LxWxH): 47"x60.4"x64" • 1.19m x 1.53m x 1.62m				